










PowerTIG 210 and 200DV Cross Comparison*

Take a Closer Look.

Buying a new welder can be confusing. We know that. That's why we've worked to compile a list of competitive, or similar type models for you to see the difference by comparing side by side. While this may not be an exhaustive list of every model you'd like to see, it does do a good job of comparing units that our customers frequently call us about when comparing the PowerTIG 210EXT and PowerTIG 200DV to other models. Keep in mind that available models and specifications

do change on all brands from time to time. To the best of our knowledge the specs are true and accurate at the time of publication based off of the respective manufacturer's published information. Prices, including ours are based off manufacturer's listed retail price, where available. If you don't see the model or information you are interested in this analysis, just give us a call at 877-755-9353 and we'll work to help you with that information.

| |  PowerTIG 200DV |  PowerTIG 210EXT |  Dynasty 210 907685 |  Syncrowave 210 907596 |  Vulcan ProTIG 200 63619 |  ET 220i W1009400 |  Square Wave 200 K5126 |  Precision TIG 225 K2535-1 |  Invertig 221 70221-12.5 |
|---|--|---|--|---|---|--|---|---|---|
| Price | \$1350.00 | 1799.00 | \$3855.00 | 2645.00 | 999.00 | \$5192.00 | \$1661.00 | \$2865.00 | \$2495.00 |
| Warranty | 5 Year Parts and Labor | 5 Year Parts and Labor | 3 Year Parts and Labor | 3 Year Parts and Labor | 1 Year Replacement | 3 Year Parts and Labor | 3 Year Parts and Labor | 3 Year Parts and Labor | 3 Year Parts and Labor |
| TIG Kit Included | Yes/ Air Cooled | Yes/Air Cooled | Optional | Yes/Air Cooled | Yes, Air Cooled | Optional | Optional | Optional | Yes/ Air Cooled Std. |
| Inverter or Transformer | Inverter | Inverter | Inverter | Inverter | Inverter | Inverter | Inverter | Transformer | Inverter |
| Type of Input Power | 1 and 3 Phase | 1 Phase | 1 and 3 Phase | 1 Phase | 1 Phase | 1 and 3 Phase | 1 Phase | 1 Phase | 1 Phase |
| Input Voltage | 208-240V | 120-240V | 120-480V | 120-240V | 120-240V | 208-480V | 120-240V | 208-240V | 208-240V |
| DINSE Size or Type Connector Compatibility | 35/50 | 35/50 | 35/50 | 35/50 | 35/50 | 35/50 | 35/50 | 35/50 | 35/50 |
| Inrush (I1max) Amps @ 120V/240V/460V 1 Phase | 35 / 31A / na | 27A / 31A / na | 33A / 34.3A / 16.6A | 25.9A / 24A / na | 21.4 / 24A | na / 33.7A /na | na / 84A / na | na / 44A / na | na / 44A / na |
| Inrush (I1max) Amps @ 240(230)V/460(480)V 3 Phase | na / na | na / na | 20A / 9.8A | na | na / na | 15.2A / 8.2A | na / na | na / na | na / na |
| Weight | 62 lbs. | 62 lbs. | 47 lbs. | 134 lbs. | 51 lbs. | 30 lbs. | 46.5 lbs | 192 lbs. | 48 lbs. |
| Dimensions | 9".25Wx17.5"Hx24"L | 9.25"Wx17.5"Hx24"L | 8.6"Wx13.6"Wx22.5"L | 18.5"Wx31.5"Hx43"L | 12"Wx16"Hx20L | 7.25"Wx13"Hx19"L | 10.75"Wx14"Hx19.221" | 14.5"Wx 20.7"Hx25.6"L | 7.5"Wx15.75"Hx19.75"L |
| OCV | 68V | 70V | 80V | 47V | 62V (13.5V) | 113V | 62 (13.5V) | 75V | 65V |
| TIG Duty Cycle at Maximum Amp Rating 1 phase (240V) | 60% @ 200A | 60% @ 210A | 60% @ 210A | 20% @ 210 DC/ 184 AC | 20% @ 200A | 45% @ 200A | 25% @ 200A | 10% @ 225A | 20% @ 220A |
| TIG Duty Cycle at Maximum Amp Rating 3 phase (240V) | na | na | 60% @ 210A | na | na | 40% @ 220A | na | na | na |
| Stick Duty Cycle at Maximum Amp Rating 1 phase (240V) | 35% @ 160A | 35% @ 160A | 30% @ 210A | 20% @ 150A | 20% @ 170A | 40% @ 150A | 20% @ 170A | 15% @ 225 | No info Available |
| Stick Duty Cycle at Maximum Amp Rating 3 phase (240V) | na | na | 30% @ 210A | na | na | 40% @ 170A | na | na | na |
| Minimum TIG Amps DC / AC | 5A / 20A | 3A / 5A | 1A / 2A | 5A/5A | 10A / 10A | 5A / 5A | 10A / 10A | 5A / 5A | 4A / 4A |
| Maximum TIG Amps 1 Phase 120V / 240V | 125A / 200A | 125A / 210A | 150A / 210A | 125A DC, 114A AC/ 210A DC, 184A AC | 130A/200A | na / 200A | 125/200A | na / 230A | na / 220A |
| Maximum TIG Amps 3 Phase | na | na | 210A | na | na | 220A | na | na | na |
| Maximum Stick Amps 1 Phase 120V / 240V | 100A / 160A | 120A / 200A | 100A / 210A | 90A / 150A | 80A / 170A | 150A | 75A / 170A | 230A | na/ 200A |
| Maximum Stick Amps 3 Phase | na | na | 210A | na | na | 170A | na | na | na |
| TIG AC and DC | Yes | Yes | Yes | Yes | Yes | Yes | Yes | Yes | Yes |
| TIG AC Wave Form | Adv. Square | Adv. Square/Soft Square/ Triangular | Soft Square Wave Optional Upgrade Available | Square | Square | Square | Square | Soft Square (Transformer Type) | Square |
| TIG AC Frequency Control | Yes, 20-250Hz | Yes, 20-250Hz | Yes, 70-150Hz | Yes, 60-150Hz | Yes, 60-150Hz | 30-200 Hz | Yes 60-150Hz | No, Fixed 60Hz | 20-200 Hz |
| TIG AC Balance | 30-70% EP | 5-90% EP | 60-80% EN | 60-80% EN | Yes, 60-90% EN | 10-90% EP | Yes, 60-90% | 40-80% EN | 10-90% EN |
| Independent AC Amplitude Adjustment (EP vs EN Amps) | No | No | No | No | No | No | No | No | Yes |
| TIG Pulse | Yes | Yes | Yes | Yes | Yes | Yes | No | No | Yes |
| Advanced AC (Mixed) Pulse | No | Yes | No | No | No | No | Yes | No | No |
| TIG Pulse Frequency (Pulses Per Second) AC / DC | 0-150z / 0-150Hz | 0-250Hz / 0-500Hz | None / 0- 250Hz | 0-50Hz | 0-20Hz | 0-2000 Hz / 0-2000 Hz | 0-20Hz | No | .1-999 Hz |
| TIG Pulse Amp Range (Base Amps %) | 5-95% | 5-99% | Fixed @ 25% | Fixed @ 25% | Fixed @ 25% | 1-200% of Weld Amps | Fixed @ 25 % | na | 10-90% |
| TIG Pulse Time On Balance % | 10-90% | 3-100% | Fixed @ 40% | Fixed at 40% | Fixed @ 50% | 1-99% | Fixed @ 50% | na | 10-90% |
| TIG 2T/4T Sequencer | Yes | Yes | Yes, Limited | Yes, Limited | Yes, Limited | Yes | Yes, Limited | No | Yes |
| TIG Pre Flow / Post Flow Time | 0-10 / 0-25 Seconds | 0-25 / 0-50 Seconds | Fixed/ 0- 50 Seconds | Auto/0-50 Seconds | Fixed | .1-10 Seconds / 20-500% | Fixed | No / 1-30 Seconds | .1-2 / .1-30 Seconds |
| TIG Start Amps / End Amps DC (AC) | Fixed | 3(5)-210A | Not Adjustable | Fixed | Fixed | /5-200% of Set Amps | Fixed | na / na | 10-90% / 10-90% |
| TIG Upslope / Downslope Time | Fixed / 0-10 Seconds | 0-25 / 0-25 Seconds | Not Adjustable | No | Fixed | 0-99% / 0-99% | No | na / na | .1-2 / .1-2 Seconds |
| TIG Spot Weld Timer | No | No | No | No | No | Yes | No | No | Yes |
| Stick E 6010/ Cellulose Setting or Capability | No | No | Yes | Yes | No | Yes | No | Yes | No |
| Stick VRD (Voltage Reduction Device) | No | Yes | Yes | Yes | Yes | Yes | Yes | No | No |
| Stick Arc Force/Dig | 0-100% of Available Amps | 0-100% of Available Amps | No | 0-100% | No | 0-200% of Set Amps | No | No | No |
| Stick Hot Start Intensity | No | 0-100% over set Amps | Off, On, But Not Adjustable | No | No | 0-20 Seconds | No | No | No |
| Stick Hot Start Time | No | 0-2 Seconds | Not Adjustable | No | No | 5- 200% of Set Amps | No | No | No |
| Programmable Memory | No | Yes | No | No | No | Yes | No | No | Yes |
| Power Cable Length | 6.5 Ft. | 6.5 Ft. | 8 Ft. | 10 Ft. | 10 ft. | No Info Available | N o Info Available | 9 ft. | No Info Available |

*This publication is based on available information on April 2, 2019. It relies on other manufacturer data which is subject to change and may vary in accuracy. Prices are also subject to change .