

# Cyclone 140E Cross Brand Comparison\*









## Leading the Rebellion.

If we wanted to rebel against the industry, we'd offer a small compact MIG with more features and more power than similarly advertised competitors while offering it at low price. Then we'd throw a 5 year warranty with it just to rub it in. Wait...we just did that, didn't we?

The new Cyclone 140E is the latest MIG from Everlast to send a clear signal that Everlast has what it takes to go toe to toe with the biggest contenders on the Market.

The full redesign offers a new extra-bright digital color LCD screen along with an advanced synergic "PowerSet" mode that helps newbies and professionals alike quickly set up their unit in mere seconds. And it also allows you to fine tune the setting to find the perfect combination of volts and wire speed for your application.

The case design is more robust than ever and the new external polarity cable makes swapping from MIG hard wire to Flux-Cored wire a breeze.

								
Price:	<b>\$399.00</b>	<b>\$915.00</b>	<b>\$579.00</b>	<b>\$589.00</b>	<b>\$749.00</b>	<b>\$560.00</b>	<b>\$470.00</b>	<b>429.00</b>
Voltage Input	120V	120V	120V	120V	120V	120V	120V	120V
Type of Power Source	Inverter	Transformer	Transformer	Transformer	Transformer	Transformer	Inverter	Inverter
Digital Screen	Yes	No	No	No	No	No	No	No
Stepless (Infinite) Adjustment Volts / Amps	Yes/Yes	Yes/Yes	No/Yes	No/Yes	No/Yes	No/Yes	Yes/Yes	Yes/Yes
Max Rated Amp Input at rated output	37A Inrush at Max Output 19A Rated @ Max Output	? Not specified 20A Rated @ 90A	? Not Specified 20A Rated @ 90A	? Not Specified 19.5A @ 90A	? Not Specified 25A @ 115A	?Not Specified 23A @ 115A	? Not Specified	? Not Specified 23A @ 90A
Rated Amp Range MIG 120V	25-140A	30-140A	25-140A	25-140A	25-130A	30-140A	10-140A	30-140
MIG Duty Cycle @ Rated Amps 120V	25% @ 140A	20% @ 90A	20% @ 90A	20% @ 90A	40% @ 60A	20% @ 115A	30% @ 110A	30% @ 90A
Max OCV	60V	30V	28V	34V	30V	? Not Specified	82V	69V
Synergic/Automatically Set	Yes, advanced with gas selection	Yes	No	No	No	No	No	No
Adjustable Inductance MIG	No	No	No	No	No	No	Yes	Yes
Pre/Post Flow Control	Auto	No	No	No	No	No	No	No
Max wire feed rated	385IPM	360 IPM	700 IPM	500 IPM	600 IPM	500 IPM	197 IPM	275 IPM
Wire Roll Diameter	4" and 8"	4" and 8"	4 and 8"	4" and 8"	4" and 8"	4" and 8"	4" and 8"	4" and 8"
Wire Diameter Range Stock / Optional Size Steel	.023"-.030"/.035" .6mm-.8mm/.9mm	.023"-.030"/.035" .6mm-.8mm/.9mm	.023"-.030"/.035" .6mm-.9mm	.023"-.030"/.035" .6mm-.9mm	.023"-.030" .6mm-.8mm	.023"-.030" .6-.8mm	.023"-.030" .6mm-.8mm	.023"-.035" .6mm-.9mm
Flux Core Capable with optional drive roll	Yes	Yes	Yes	Yes	Yes	Yes	Yes	Yes
Spool Gun Ready	Yes	Yes	Yes	Yes	No	No	No	Yes
Drive Roll Type	2 Roll, Cast Aluminum/Steel	2 Roll, Metal	2 Roll, Metal	2 Roll, Metal	2 Roll, Polymer/Steel	2 roll, Aluminum	2 Roll, Metal	2 Roll, Metal
Gun Length	10 Ft. (3m)	10 Ft.	10 Ft.	10 Ft.	7 Ft.	10 Ft.	10 Ft.	10 Ft.
Weight	25 lbs.	51 lbs.	57 lbs.	50 lbs.	49 lbs.	62 lbs.	25 lbs.	24 lbs.
Input Cable Length	6 Ft.	6.5 Ft.	6.5 Ft.	Not Specified	15 Ft.	10 Ft.	6.5 Ft.	Not Specified
Warranty	5 Year Parts and Labor	3 Year Parts and Labor	5/3/1 Year Parts and Labor	3 Year Parts and Labor	3 Year Parts and Labor	5/3/1 Year Parts and Labor	1 Year Parts and Labor	1 Year Replacement

\*This publication is based on available information on April 30, 2021. It relies on other manufacturer data which is subject to change and may vary in accuracy. Prices are also subject to change and are based off of MSRP or stated prices. NA= Not Applicable. Not listed=No information available at the time of creation of this comparison.

\*\* The Power Input specifications can be deceiving and hard to read and decipher. There are two basic ways that power input requirements (amperage) are rated. There is a "Rated" input that involves an averaged amperage value. Then there is the I1MAX and I1Effective rating. I1Max is an temporary brief inrush of current during startup or at the moment of maximum amp arc strike. When manufacturers provide only the "rated input", the maximum inrush is much higher.

[www.everlastwelders.com](http://www.everlastwelders.com)



[www.everlastwelders.com](http://www.everlastwelders.com)