










Cyclone 200ES Cross Brand Comparison*

More than usual.

The MIG market is saturated with many similar looking products that all feature the same basic specifications. There is very little difference in the small MIG market between brands. Some brands are trying to reinvent their product line by converting to inverter based platforms, but are still offering very similar products as to what was offered before, with similar specifications and the same, tired old features. With Everlast, we’ve always been in the inverter market. We’ve improved our product line steadily and paid close attention to the input of our customers to make sure we offer the best product that we can possibly can produce. The latest edition of the 200A

MIG/Stick line, now under the “Cyclone” series from Everlast has more features than ever. This includes the synergic PowerSet mode, which takes the guess work out of set up, and eliminates the need to plow through charts and apps. It also features a new high visibility color LCD display. In PowerSet mode, the display features a target setting, and allows fine tuning. Of course for those pros, who may know their preferred settings, a full manual mode is available as well. A new, more robust case has been added to the machine, along with easy-to-swap design of the polarity cables for more rapid transition to flux-core from solid wire, or vice versa, without the need of tools.

									
	Everlast Cyclone 200ES	Miller Millermatic 211 907614	Hobart Handler 190 500554	Hobart Handler 210MVP 500553	Power MIG 180 Dual K3018-2	Power MIG 180C K2473-2	Power MIG 210MP K3963-1	HTP 200i 60200i	HF Titanium 170 64805
Price:	\$639.00	\$1935.00	\$939.99	\$1149.99	\$1949.00	\$1499.00	\$1899.00	\$1399.00	\$569.00
Voltage Input	120/240V Auto Sense	120/240V Auto Sense	240V Only	120/240V Autp Sense	120/240V Auto Sense	240V	120/240V Auto Sense	240V Only	120/240V Manual Change
Type of Power Source	Inverter	Inverter	Transformer	Transformer	Transformer	Transformer	Inverter	Inverter	Inverter
Stepless (Infinite) Adjustment V/A	Yes/Yes	Yes/Yes	No/Yes	No/Yes	No/Yes	No/Yes	Yes/Yes	Yes/Yes	Yes
Max Rated Amp Input 120/240V* Max Inrush or Manufacturer Stated Rated (Average)	28.7/28.2A (I1Max)	24.3/16.6A (Rated)	N/A/20.5A (Rated)	20/24A (Rated)	20/20A (Rated)	NA/20A (Rated)	27/ 21.5A (Rated)	34A (I1Max)	24/26.8A (Rating Type Not Specified)
Rated Amp Range MIG 120/240V	30-115A/200A	30-130A/230A	25-N/A/190A	25-140/210A	20-140/180A	20-N/A/180A	20-140A/220A	NA/20-200A	30-140A/30-170A
MIG Duty Cycle @ Rated Amps 120/240V	25% @ 115/ 25% @ 180A	20% @ 115A/ 40% @ 150A	N/A / 30% @ 130A	20% @ 90A/ 30% @ 150A	20% @ 90A/ 30% @ 130A	NA/ 30% @ 130A	40% @ 80A/ 25% @ 200A	NA/ 20% @ 180A	40% @ 90A/ 25% @ 160A
Stick Amp Range 120/240V	100A/160A	N/A	N/A	N/A	N/A	N/A	25-90/175A	N/A	NA
Stick Duty Cycle @ Rated Amps 120/240V	25% @ 100/ 25% @ 160A	N/A	N/A	N/A	N/A	N/A	40% @ 80A/ 25% @ 175A	N/A	NA
Max OCV	70V	54V	31V	34V	33V	34V	56V	85V	69V
Auto/Synergic Setting Mode	Yes	Yes	No	No	No	No	Yes	Yes	No
Digital Display	Yes	No	No	No	No	No	Yes	No	No
Adjustable Inductance MIG	No	No	No	No	No	No	Yes	No	Yes
Burn Back Control	Auto	No	No	No	No	No	No	Yes	No
Pre/Post Flow Control	Auto	No	No	No	No	No	Yes	Auto	No
Max wire feed rate	480 IPM	600 IPM	700 IPM	680 IPM	500 IPM	500 IPM	500 IPM	630 IPM	400 IPM
Wire Roll Diameter	4" and 8"	4 and 8"	4" and 8"	4" and 8"	4" and 8"	4" and 8"	4" and 8"	4" and 8"	4" and 8"
Wire Diameter Range Stock/Optional Steel	.023"- .030"/.035" .6mm-.8mm/.9mm	.023"- .035" .6mm-.9mm	.023"- .035" .6mm-.9mm	.023"- .035" .6mm-.9mm	.023"- .035" .6mm-.9mm	.023"- .035" .6-.9mm	.023"- .035" .6mm-.9mm	.023"- .035" .6mm-.9mm	.023"- .035" .6mm-.9mm
Flux Core Capable	Yes (Drive Rolls Opt.)	Yes	Yes	Yes	Yes	Yes	Yes	Yes	Yes
Spool Gun Ready	Yes/ Use with SM100N	Yes	Yes	Yes	Yes	Yes	Yes	No, Optional Feature	Yes
Drive Roll Type	2 Roll, Cast Aluminum/Steel	2 Roll, Metal	2 Roll, Metal	2 Roll, Metal	2 Roll, Metal	2 roll Metal	2 Roll, Metal	2 Roll	2 Roll, Cast Aluminum/Steel
Gun Length	10 Ft.	10 Ft.	10 Ft.	10 Ft.	10 Ft.	10 Ft.	10 Ft.	10 Ft.	10 Ft.
Weight***	26.5 lbs.	38 lbs.	68 lbs.	79 lbs.	64 lbs.	80 lbs.	40 lbs.	39 lbs.	24lbs
Input Cable Length	6 Ft. (2m)	6.5 Ft.	Not Specified	Not Specified	Not Specified	Not Specified	6.5 Ft.	Not Specified	Not Specified
Warranty	5 Year Parts and Labor 3 Year shipping coverage	3 Year Parts and Labor	3 Year Parts and Labor	3 Year Parts and Labor	3 Year Parts and Labor	3 Year Parts and Labor	3 Year Parts and Labor	3 Year Parts and Labor	90 Days

*This publication is based on available information on Oct 15, 2022. It relies on other manufacturer data which is subject to change and may vary in accuracy. Prices are also subject to change and are based off of MSRP or stated prices. NA= Not Applicable. Not listed=No information available at the time of creation of this comparison.

** The Power Input specifications can be deceiving and hard to read and decipher. The re are two basic ways that power input requirements (amperage) are rated. There is a “Rated” input that involves an averaged amperage value. Then there is the I1MAX and I1Effective rating. I1Max is an temporary brief inrush of current during startup or arc strike.

*** In general inverters are lighter weight than transformer type welders. In some of the documentation, it is not clear whether the weight is unit only, or with the accessories included. It also may not be clear if weight is boxed shipping weight. The weight posted here for Everlast is bare unit weight.

www.everlastwelders.com



www.everlastwelders.com